

MONTHLY REPORT OF DISBURSEMENTS


For the month of March 2023

Department : Department of Justice (DOJ)
 Agency/Entity : Public Attorney's Office
 Operating Unit : < not applicable >
 Organization Code (UACS) : 15 010 0000000
 Fund Cluster : 01 Regular Agency Fund

Particulars	Current Year Budget				Prior Year's Budget									SUB-TOTAL	Trust Liabilities				Grand Total				Remarks	
	PS	MOOE	CO	TOTAL	Prior Year's Accounts Payable				Current Year's Accounts Payable				TOTAL		PS	MOOE	CO	TOTAL	PS	MOOE	CO	TOTAL		
					PS	MOOE	CO	Sub-Total	PS	MOOE	CO	Sub-Total												
					7	8	10	11=(7+8+9+10)	12	13	15	16=(12+13+14+15)												17=(11+16)
CASH DISBURSEMENTS	404,806,406.86	14,579,852.08	0.00	419,386,258.94	0.00	0.00	0.00	0.00	0.00	0.00	0.00	0.00	0.00	0.00	419,386,258.94	0.00	0.00	0.00	0.00	404,806,406.86	14,579,852.08	0.00	419,386,258.94	
Notice of Cash Allocation (NCA)	404,806,406.86	14,579,852.08	0.00	419,386,258.94	0.00	0.00	0.00	0.00	0.00	0.00	0.00	0.00	0.00	0.00	419,386,258.94	0.00	0.00	0.00	0.00	404,806,406.86	14,579,852.08	0.00	419,386,258.94	
MDS Checks Issued	95,920,571.48	5,770,342.05	0.00	101,690,913.53	0.00	0.00	0.00	0.00	0.00	0.00	0.00	0.00	0.00	0.00	101,690,913.53	0.00	0.00	0.00	0.00	95,920,571.48	5,770,342.05	0.00	101,690,913.53	
Advice to Debit Account	308,885,835.38	8,809,510.03	0.00	317,695,345.41	0.00	0.00	0.00	0.00	0.00	0.00	0.00	0.00	0.00	0.00	317,695,345.41	0.00	0.00	0.00	0.00	308,885,835.38	8,809,510.03	0.00	317,695,345.41	
Notice of Transfer Allocations (NTA)	0.00	0.00	0.00	0.00	0.00	0.00	0.00	0.00	0.00	0.00	0.00	0.00	0.00	0.00	0.00	0.00	0.00	0.00	0.00	0.00	0.00	0.00	0.00	0.00
MDS Checks Issued	0.00	0.00	0.00	0.00	0.00	0.00	0.00	0.00	0.00	0.00	0.00	0.00	0.00	0.00	0.00	0.00	0.00	0.00	0.00	0.00	0.00	0.00	0.00	0.00
Advice to Debit Account	0.00	0.00	0.00	0.00	0.00	0.00	0.00	0.00	0.00	0.00	0.00	0.00	0.00	0.00	0.00	0.00	0.00	0.00	0.00	0.00	0.00	0.00	0.00	0.00
Working Fund for FAPs	0.00	0.00	0.00	0.00	0.00	0.00	0.00	0.00	0.00	0.00	0.00	0.00	0.00	0.00	0.00	0.00	0.00	0.00	0.00	0.00	0.00	0.00	0.00	0.00
Cash Disbursement Ceiling (CDC)	0.00	0.00	0.00	0.00	0.00	0.00	0.00	0.00	0.00	0.00	0.00	0.00	0.00	0.00	0.00	0.00	0.00	0.00	0.00	0.00	0.00	0.00	0.00	0.00
TOTAL CASH DISBURSEMENTS	404,806,406.86	14,579,852.08	0.00	419,386,258.94	0.00	0.00	0.00	0.00	0.00	0.00	0.00	0.00	0.00	0.00	419,386,258.94	0.00	0.00	0.00	0.00	404,806,406.86	14,579,852.08	0.00	419,386,258.94	
NON-CASH DISBURSEMENTS	29,407,680.82	728,992.60	0.00	30,136,673.42	0.00	0.00	0.00	0.00	0.00	0.00	0.00	0.00	0.00	0.00	30,136,673.42	0.00	0.00	0.00	0.00	29,407,680.82	728,992.60	0.00	30,136,673.42	
Tax Remittance Advices Issued (TRA)	29,407,680.82	728,992.60	0.00	30,136,673.42	0.00	0.00	0.00	0.00	0.00	0.00	0.00	0.00	0.00	0.00	30,136,673.42	0.00	0.00	0.00	0.00	29,407,680.82	728,992.60	0.00	30,136,673.42	
Non-Cash Availment Authority (NCAA)	0.00	0.00	0.00	0.00	0.00	0.00	0.00	0.00	0.00	0.00	0.00	0.00	0.00	0.00	0.00	0.00	0.00	0.00	0.00	0.00	0.00	0.00	0.00	0.00
Disbursements effected through outright deductions from claims (please specify...)	0.00	0.00	0.00	0.00	0.00	0.00	0.00	0.00	0.00	0.00	0.00	0.00	0.00	0.00	0.00	0.00	0.00	0.00	0.00	0.00	0.00	0.00	0.00	0.00
Overpayment of expenses (e.g. personnel benefits)	0.00	0.00	0.00	0.00	0.00	0.00	0.00	0.00	0.00	0.00	0.00	0.00	0.00	0.00	0.00	0.00	0.00	0.00	0.00	0.00	0.00	0.00	0.00	0.00
Restitution for loss of government property	0.00	0.00	0.00	0.00	0.00	0.00	0.00	0.00	0.00	0.00	0.00	0.00	0.00	0.00	0.00	0.00	0.00	0.00	0.00	0.00	0.00	0.00	0.00	0.00
Liquidated damages and similar claims	0.00	0.00	0.00	0.00	0.00	0.00	0.00	0.00	0.00	0.00	0.00	0.00	0.00	0.00	0.00	0.00	0.00	0.00	0.00	0.00	0.00	0.00	0.00	0.00
Others (TEF, BTR-Documentary Stamp Tax, etc.)	0.00	0.00	0.00	0.00	0.00	0.00	0.00	0.00	0.00	0.00	0.00	0.00	0.00	0.00	0.00	0.00	0.00	0.00	0.00	0.00	0.00	0.00	0.00	0.00
TOTAL NON-CASH DISBURSEMENTS	29,407,680.82	728,992.60	0.00	30,136,673.42	0.00	0.00	0.00	0.00	0.00	0.00	0.00	0.00	0.00	0.00	30,136,673.42	0.00	0.00	0.00	0.00	29,407,680.82	728,992.60	0.00	30,136,673.42	
GRAND TOTAL	434,214,087.68	15,308,844.68	0.00	449,522,932.36	0.00	0.00	0.00	0.00	0.00	0.00	0.00	0.00	0.00	0.00	449,522,932.36	0.00	0.00	0.00	0.00	434,214,087.68	15,308,844.68	0.00	449,522,932.36	

SUMMARY

Particulars	Previous Report	This Month	As at Date
(1)	(2)	(3)	(4)
Total Disbursement Authorities Received	797,913,822.96	449,522,932.36	1,247,436,755.32
NCA	740,208,729.71	419,386,258.94	1,159,594,988.65
NTA	0.00	0.00	0.00
Working Fund	0.00	0.00	0.00
TRA	57,705,093.25	30,136,673.42	87,841,766.67



CDC	0.00	0.00	0.00
NCAA	0.00	0.00	0.00
Less: Notice of Transfer of Allocations (NTA)* issued	0.00	0.00	0.00
Total Disbursement Authorities Available	797,913,822.96	449,522,932.36	1,247,436,755.32
Less:	0.00	0.00	0.00
Lapsed NCA	0.00	0.00	0.00
Disbursements	797,913,822.96	449,522,932.36	1,247,436,755.32
Less: Other Non-Cash Disbursements	0.00	0.00	0.00
Disbursements effected through outright deductions from claims	0.00	0.00	0.00
Overpayment of expenses(e.g. personnel benefits)	0.00	0.00	0.00
Restitution for loss of government property	0.00	0.00	0.00
Liquidated damages and similar claims	0.00	0.00	0.00
Others (e.g. TEF, BTr, Docs Stamp, etc.)	0.00	0.00	0.00
Add/Less: Adjustments (e.g. cancelled/staled checks)	0.00	0.00	0.00
Balance of Disbursement Authorities as at date	0.00	0.00	0.00
Total Disbursements Program	729,214,000.00	364,607,000.00	1,093,821,000.00
Less: *Actual Disbursements	797,913,822.96	449,522,932.36	1,247,436,755.32
(Over)/Under spending	(68,699,822.96)	(84,915,932.36)	(153,815,755.32)

Notes: * The use of NTA is discouraged

Notes: ** Amounts should tally with the grand total disbursement (column 27).

Certified Correct:


MARVERICK H. SALES

CHIEF ACCOUNTANT


MONTHLY REPORT OF DISBURSEMENTS
For the month of February 2023

Department : Department of Justice (DOJ)
 Agency/Entity : Public Attorney's Office
 Operating Unit : < not applicable >
 Organization Code (UACS) : 15 010 0000000
 Fund Cluster : 01 Regular Agency Fund

Particulars	Current Year Budget				Prior Year's Budget								SUB-TOTAL	Trust Liabilities				Grand Total				Remarks								
	PS	MOOE	CO	TOTAL	Prior Year's Accounts Payable				Current Year's Accounts Payable					TOTAL	PS	MOOE	CO	TOTAL	PS	MOOE	CO		TOTAL							
					PS	MOOE	CO	Sub-Total	PS	MOOE	CO	Sub-Total																		
					7	8	9	10	11	12	13	14												15	16	17	18	19	20	21
1	2	3	4	5	6	7	8	9	10	11	12	13	14	15	16	17	18	19	20	21	22	23	24	25	26	27	28	29	30	
CASH DISBURSEMENTS	223,967,128.46	11,381,768.24	0.00	235,348,896.70	0.00	0.00	0.00	0.00	0.00	0.00	0.00	0.00	0.00	0.00	0.00	0.00	235,348,896.70	0.00	0.00	0.00	0.00	223,967,128.46	11,381,768.24	0.00	235,348,896.70					
Notice of Cash Allocation (NCA)	223,967,128.46	11,381,768.24	0.00	235,348,896.70	0.00	0.00	0.00	0.00	0.00	0.00	0.00	0.00	0.00	0.00	0.00	0.00	235,348,896.70	0.00	0.00	0.00	0.00	223,967,128.46	11,381,768.24	0.00	235,348,896.70					
MDS Checks Issued	32,686,313.59	4,131,805.11	0.00	36,818,118.70	0.00	0.00	0.00	0.00	0.00	0.00	0.00	0.00	0.00	0.00	0.00	0.00	36,818,118.70	0.00	0.00	0.00	0.00	32,686,313.59	4,131,805.11	0.00	36,818,118.70					
Advice to Debit Account	191,280,814.87	7,249,963.13	0.00	198,530,778.00	0.00	0.00	0.00	0.00	0.00	0.00	0.00	0.00	0.00	0.00	0.00	0.00	198,530,778.00	0.00	0.00	0.00	0.00	191,280,814.87	7,249,963.13	0.00	198,530,778.00					
Notice of Transfer Allocations (NTA)	0.00	0.00	0.00	0.00	0.00	0.00	0.00	0.00	0.00	0.00	0.00	0.00	0.00	0.00	0.00	0.00	0.00	0.00	0.00	0.00	0.00	0.00	0.00	0.00	0.00	0.00	0.00	0.00	0.00	0.00
MDS Checks Issued	0.00	0.00	0.00	0.00	0.00	0.00	0.00	0.00	0.00	0.00	0.00	0.00	0.00	0.00	0.00	0.00	0.00	0.00	0.00	0.00	0.00	0.00	0.00	0.00	0.00	0.00	0.00	0.00	0.00	0.00
Advice to Debit Account	0.00	0.00	0.00	0.00	0.00	0.00	0.00	0.00	0.00	0.00	0.00	0.00	0.00	0.00	0.00	0.00	0.00	0.00	0.00	0.00	0.00	0.00	0.00	0.00	0.00	0.00	0.00	0.00	0.00	0.00
Working Fund for FAPs	0.00	0.00	0.00	0.00	0.00	0.00	0.00	0.00	0.00	0.00	0.00	0.00	0.00	0.00	0.00	0.00	0.00	0.00	0.00	0.00	0.00	0.00	0.00	0.00	0.00	0.00	0.00	0.00	0.00	0.00
Cash Disbursement Ceiling (CDC)	0.00	0.00	0.00	0.00	0.00	0.00	0.00	0.00	0.00	0.00	0.00	0.00	0.00	0.00	0.00	0.00	0.00	0.00	0.00	0.00	0.00	0.00	0.00	0.00	0.00	0.00	0.00	0.00	0.00	0.00
TOTAL CASH DISBURSEMENTS	223,967,128.46	11,381,768.24	0.00	235,348,896.70	0.00	0.00	0.00	0.00	0.00	0.00	0.00	0.00	0.00	0.00	0.00	0.00	235,348,896.70	0.00	0.00	0.00	0.00	223,967,128.46	11,381,768.24	0.00	235,348,896.70					
NON-CASH DISBURSEMENTS	27,950,088.98	569,088.41	0.00	28,519,177.39	0.00	0.00	0.00	0.00	0.00	0.00	0.00	0.00	0.00	0.00	0.00	0.00	28,519,177.39	0.00	0.00	0.00	0.00	27,950,088.98	569,088.41	0.00	28,519,177.39					
Tax Remittance Advices Issued (TRA)	27,950,088.98	569,088.41	0.00	28,519,177.39	0.00	0.00	0.00	0.00	0.00	0.00	0.00	0.00	0.00	0.00	0.00	0.00	28,519,177.39	0.00	0.00	0.00	0.00	27,950,088.98	569,088.41	0.00	28,519,177.39					
Non-Cash Availment Authority (NCAA)	0.00	0.00	0.00	0.00	0.00	0.00	0.00	0.00	0.00	0.00	0.00	0.00	0.00	0.00	0.00	0.00	0.00	0.00	0.00	0.00	0.00	0.00	0.00	0.00	0.00	0.00	0.00	0.00	0.00	0.00
Disbursements effected through outright deductions from claims (please specify...)	0.00	0.00	0.00	0.00	0.00	0.00	0.00	0.00	0.00	0.00	0.00	0.00	0.00	0.00	0.00	0.00	0.00	0.00	0.00	0.00	0.00	0.00	0.00	0.00	0.00	0.00	0.00	0.00	0.00	0.00
Overpayment of expenses(e.g. personnel benefits)	0.00	0.00	0.00	0.00	0.00	0.00	0.00	0.00	0.00	0.00	0.00	0.00	0.00	0.00	0.00	0.00	0.00	0.00	0.00	0.00	0.00	0.00	0.00	0.00	0.00	0.00	0.00	0.00	0.00	0.00
Restitution for loss of government property	0.00	0.00	0.00	0.00	0.00	0.00	0.00	0.00	0.00	0.00	0.00	0.00	0.00	0.00	0.00	0.00	0.00	0.00	0.00	0.00	0.00	0.00	0.00	0.00	0.00	0.00	0.00	0.00	0.00	0.00
Liquidated damages and similar claims	0.00	0.00	0.00	0.00	0.00	0.00	0.00	0.00	0.00	0.00	0.00	0.00	0.00	0.00	0.00	0.00	0.00	0.00	0.00	0.00	0.00	0.00	0.00	0.00	0.00	0.00	0.00	0.00	0.00	0.00
Others(TEF, BTr-Documentary Stamp Tax, etc.)	0.00	0.00	0.00	0.00	0.00	0.00	0.00	0.00	0.00	0.00	0.00	0.00	0.00	0.00	0.00	0.00	0.00	0.00	0.00	0.00	0.00	0.00	0.00	0.00	0.00	0.00	0.00	0.00	0.00	0.00
TOTAL NON-CASH DISBURSEMENTS	27,950,088.98	569,088.41	0.00	28,519,177.39	0.00	0.00	0.00	0.00	0.00	0.00	0.00	0.00	0.00	0.00	0.00	0.00	28,519,177.39	0.00	0.00	0.00	0.00	27,950,088.98	569,088.41	0.00	28,519,177.39					
GRAND TOTAL	251,917,217.44	11,950,856.65	0.00	263,868,074.09	0.00	0.00	0.00	0.00	0.00	0.00	0.00	0.00	0.00	0.00	0.00	0.00	263,868,074.09	0.00	0.00	0.00	0.00	251,917,217.44	11,950,856.65	0.00	263,868,074.09					

SUMMARY

Particulars	Previous Report	This Month	As at Date
(1)	(2)	(3)	(4)
Total Disbursement Authorities Received	534,045,748.87	263,868,074.09	797,913,822.96
NCA	504,859,833.01	235,348,896.70	740,208,729.71
NTA	0.00	0.00	0.00
Working Fund	0.00	0.00	0.00




TRA	29,185,915.86	28,519,177.39	57,705,093.25
CDC	0.00	0.00	0.00
NCAA	0.00	0.00	0.00
Less: Notice of Transfer of Allocations (NTA)* issued	0.00	0.00	0.00
Total Disbursement Authorities Available	534,045,748.87	263,868,074.09	797,913,822.96
Less:	0.00	0.00	0.00
Lapsed NCA	0.00	0.00	0.00
Disbursements	534,045,748.87	263,868,074.09	797,913,822.96
Less: Other Non-Cash Disbursements	0.00	0.00	0.00
Disbursements effected through outright deductions from claims	0.00	0.00	0.00
Overpayment of expenses(e.g. personnel benefits)	0.00	0.00	0.00
Restitution for loss of government property	0.00	0.00	0.00
Liquidated damages and similar claims	0.00	0.00	0.00
Others (e.g. TEF, BTr, Docs Stamp, etc.)	0.00	0.00	0.00
Add/Less: Adjustments (e.g. cancelled/staled checks)	0.00	0.00	0.00
Balance of Disbursement Authorities as at date	0.00	0.00	0.00
Total Disbursements Program	0.00	0.00	0.00
Less: *Actual Disbursements	0.00	0.00	0.00
(Over)/Under spending	0.00	0.00	0.00

Notes: * The use of NTA is discouraged

Notes: ** Amounts should tally with the grand total disbursement (column 27).

Certified Correct:


 MARVERICK H. SALES
 CHIEF ACCOUNTANT


MONTHLY REPORT OF DISBURSEMENTS
For the month of January 2023

Department : Department of Justice (DOJ)
 Agency/Entity : Public Attorney's Office
 Operating Unit : < not applicable >
 Organization Code (UACS) : 15 010 0000000
 Fund Cluster : 01 Regular Agency Fund

Particulars	Current Year Budget				Prior Year's Budget									SUB-TOTAL	Trust Liabilities				Grand Total				Remarks				
	PS	MOOE	CO	TOTAL	Prior Year's Accounts Payable				Current Year's Accounts Payable				TOTAL		PS	MOOE	CO	TOTAL	PS	MOOE	CO	TOTAL					
					PS	MOOE	CO	Sub-Total	PS	MOOE	CO	Sub-Total															
1	2	3	4	5	6	7	8	9	10	11	12	13	14	15	16	17	18	19	20	21	22	23	24	25	26	27	28
CASH DISBURSEMENTS	494,719,213.75	10,140,619.26	0.00	504,859,833.01	0.00	0.00	0.00	0.00	0.00	0.00	0.00	0.00	0.00	0.00	0.00	0.00	504,859,833.01	0.00	0.00	0.00	0.00	494,719,213.75	10,140,619.26	0.00	504,859,833.01		
Notice of Cash Allocation (NCA)	494,719,213.75	10,140,619.26	0.00	504,859,833.01	0.00	0.00	0.00	0.00	0.00	0.00	0.00	0.00	0.00	0.00	0.00	0.00	504,859,833.01	0.00	0.00	0.00	0.00	494,719,213.75	10,140,619.26	0.00	504,859,833.01		
MDS Checks Issued	53,903,692.90	7,733,097.54	0.00	61,636,790.44	0.00	0.00	0.00	0.00	0.00	0.00	0.00	0.00	0.00	0.00	0.00	0.00	61,636,790.44	0.00	0.00	0.00	0.00	53,903,692.90	7,733,097.54	0.00	61,636,790.44		
Advice to Debit Account	440,815,520.85	2,407,521.72	0.00	443,223,042.57	0.00	0.00	0.00	0.00	0.00	0.00	0.00	0.00	0.00	0.00	0.00	0.00	443,223,042.57	0.00	0.00	0.00	0.00	440,815,520.85	2,407,521.72	0.00	443,223,042.57		
Notice of Transfer Allocations (NTA)	0.00	0.00	0.00	0.00	0.00	0.00	0.00	0.00	0.00	0.00	0.00	0.00	0.00	0.00	0.00	0.00	0.00	0.00	0.00	0.00	0.00	0.00	0.00	0.00	0.00	0.00	
MDS Checks Issued	0.00	0.00	0.00	0.00	0.00	0.00	0.00	0.00	0.00	0.00	0.00	0.00	0.00	0.00	0.00	0.00	0.00	0.00	0.00	0.00	0.00	0.00	0.00	0.00	0.00	0.00	0.00
Advice to Debit Account	0.00	0.00	0.00	0.00	0.00	0.00	0.00	0.00	0.00	0.00	0.00	0.00	0.00	0.00	0.00	0.00	0.00	0.00	0.00	0.00	0.00	0.00	0.00	0.00	0.00	0.00	0.00
Working Fund for FAPs	0.00	0.00	0.00	0.00	0.00	0.00	0.00	0.00	0.00	0.00	0.00	0.00	0.00	0.00	0.00	0.00	0.00	0.00	0.00	0.00	0.00	0.00	0.00	0.00	0.00	0.00	0.00
Cash Disbursement Ceiling (CDC)	0.00	0.00	0.00	0.00	0.00	0.00	0.00	0.00	0.00	0.00	0.00	0.00	0.00	0.00	0.00	0.00	0.00	0.00	0.00	0.00	0.00	0.00	0.00	0.00	0.00	0.00	0.00
TOTAL CASH DISBURSEMENTS	494,719,213.75	10,140,619.26	0.00	504,859,833.01	0.00	0.00	0.00	0.00	0.00	0.00	0.00	0.00	0.00	0.00	0.00	0.00	504,859,833.01	0.00	0.00	0.00	0.00	494,719,213.75	10,140,619.26	0.00	504,859,833.01		
NON-CASH DISBURSEMENTS	28,678,884.90	507,030.96	0.00	29,185,915.86	0.00	0.00	0.00	0.00	0.00	0.00	0.00	0.00	0.00	0.00	0.00	0.00	29,185,915.86	0.00	0.00	0.00	0.00	28,678,884.90	507,030.96	0.00	29,185,915.86		
Tax Remittance Advices Issued (TRA)	28,678,884.90	507,030.96	0.00	29,185,915.86	0.00	0.00	0.00	0.00	0.00	0.00	0.00	0.00	0.00	0.00	0.00	0.00	29,185,915.86	0.00	0.00	0.00	0.00	28,678,884.90	507,030.96	0.00	29,185,915.86		
Non-Cash Availment Authority (NCAA)	0.00	0.00	0.00	0.00	0.00	0.00	0.00	0.00	0.00	0.00	0.00	0.00	0.00	0.00	0.00	0.00	0.00	0.00	0.00	0.00	0.00	0.00	0.00	0.00	0.00	0.00	0.00
Disbursements effected through outright deductions from claims (please specify...)	0.00	0.00	0.00	0.00	0.00	0.00	0.00	0.00	0.00	0.00	0.00	0.00	0.00	0.00	0.00	0.00	0.00	0.00	0.00	0.00	0.00	0.00	0.00	0.00	0.00	0.00	0.00
Overpayment of expenses (e.g. personnel benefits)	0.00	0.00	0.00	0.00	0.00	0.00	0.00	0.00	0.00	0.00	0.00	0.00	0.00	0.00	0.00	0.00	0.00	0.00	0.00	0.00	0.00	0.00	0.00	0.00	0.00	0.00	0.00
Restitution for loss of government property	0.00	0.00	0.00	0.00	0.00	0.00	0.00	0.00	0.00	0.00	0.00	0.00	0.00	0.00	0.00	0.00	0.00	0.00	0.00	0.00	0.00	0.00	0.00	0.00	0.00	0.00	0.00
Liquidated damages and similar claims	0.00	0.00	0.00	0.00	0.00	0.00	0.00	0.00	0.00	0.00	0.00	0.00	0.00	0.00	0.00	0.00	0.00	0.00	0.00	0.00	0.00	0.00	0.00	0.00	0.00	0.00	0.00
Others (TEF, BTr-Documentary Stamp Tax, etc.)	0.00	0.00	0.00	0.00	0.00	0.00	0.00	0.00	0.00	0.00	0.00	0.00	0.00	0.00	0.00	0.00	0.00	0.00	0.00	0.00	0.00	0.00	0.00	0.00	0.00	0.00	0.00
TOTAL NON-CASH DISBURSEMENTS	28,678,884.90	507,030.96	0.00	29,185,915.86	0.00	0.00	0.00	0.00	0.00	0.00	0.00	0.00	0.00	0.00	0.00	0.00	29,185,915.86	0.00	0.00	0.00	0.00	28,678,884.90	507,030.96	0.00	29,185,915.86		
GRAND TOTAL	523,398,098.65	10,647,650.22	0.00	534,045,748.87	0.00	0.00	0.00	0.00	0.00	0.00	0.00	0.00	0.00	0.00	0.00	0.00	534,045,748.87	0.00	0.00	0.00	0.00	523,398,098.65	10,647,650.22	0.00	534,045,748.87		

SUMMARY

Particulars	Previous Report	This Month	As at Date
(1)	(2)	(3)	(4)
Total Disbursement Authorities Received	0.00	534,045,748.87	534,045,748.87
NCA	0.00	504,859,833.01	504,859,833.01
NTA	0.00	0.00	0.00




Working Fund	0.00	0.00	0.00
TRA	0.00	29,185,915.86	29,185,915.86
CDC	0.00	0.00	0.00
NCAA	0.00	0.00	0.00
Less: Notice of Transfer of Allocations (NTA)* issued	0.00	0.00	0.00
Total Disbursement Authorities Available	0.00	534,045,748.87	534,045,748.87
Less:	0.00	0.00	0.00
Lapsed NCA	0.00	0.00	0.00
Disbursements	0.00	534,045,748.87	534,045,748.87
Less: Other Non-Cash Disbursements	0.00	0.00	0.00
Disbursements effected through outright deductions from claims	0.00	0.00	0.00
Overpayment of expenses(e.g. personnel benefits)	0.00	0.00	0.00
Restitution for loss of government property	0.00	0.00	0.00
Liquidated damages and similar claims	0.00	0.00	0.00
Others (e.g. TEF, BTr, Docs Stamp, etc.)	0.00	0.00	0.00
Add/Less: Adjustments (e.g. cancelled/staled checks)	0.00	0.00	0.00
Balance of Disbursement Authorities as at date	0.00	0.00	0.00
Total Disbursements Program	0.00	0.00	0.00
Less: *Actual Disbursements	0.00	0.00	0.00
(Over)/Under spending	0.00	0.00	0.00

Notes: * The use of NTA is discouraged

Notes: ** Amounts should tally with the grand total disbursement (column 27).

CERTIFIED CORRECT:



MARVERICK H. SALES

CHIEF ACCOUNTANT